

app
TEEN

hacks for PRENUEERS

www.chicdivageek.com

By Adrian McClanahan

prepared for

BLACK
+ FORTH

Meet


ADRIAN MCCLANAHAN

I'm cybersecurity analyst with over 14 years of experience in the IT field. But I love all things tech..smartphones, software all the new things being developed, you name it, I'm interested in it...basically I'm a geek. I started my own business as a web designer as a space where I get to combine my technical knowledge with my creativity, and help support other businesses.

I also am a huge advocate for other Black people taking up space in the tech field , and to help with that, I started the Flash Tech Summit, a free tech conference for kids so they can learn more about the different fields in tech



TEMP CHECK



01 ANDROID OR IPHONE?

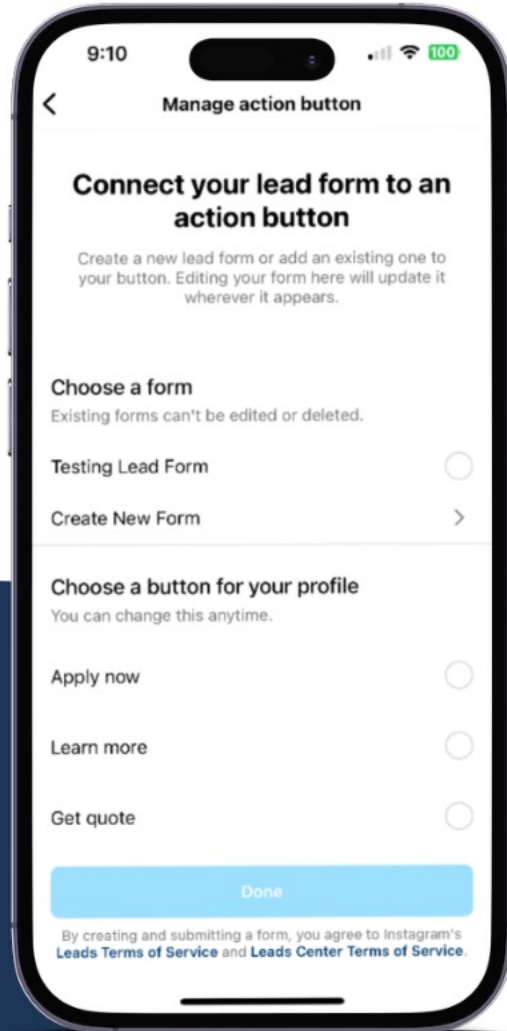
**02 WHAT TYPE OF
BUSINESS DO YOU HAVE
OR WANT TO START?**

**02 WHAT TYPE OF
BUSINESS DO YOU HAVE
OR WANT TO START?**

WHAT WE'RE GONNA TALK ABOUT

- 01** INSTAGRAM
- 02** MILKSHAKE
- 03** AI - CHATGPT/GOOGLE BARD
- 04** CANVA
- 05** Q&A

INSTAGRAM

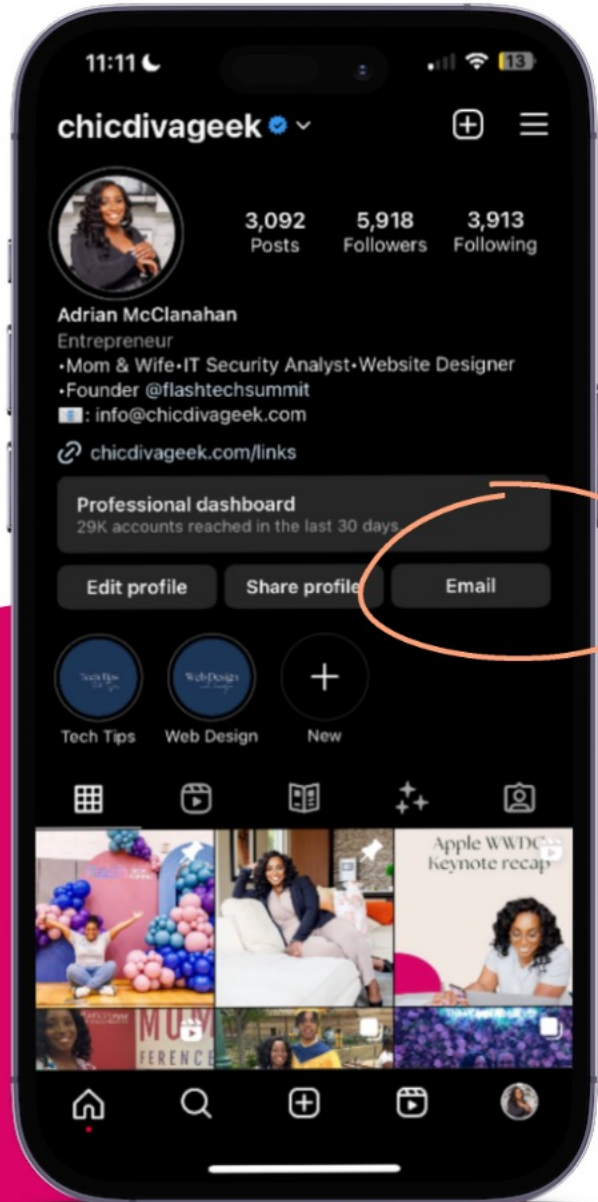


Did you know that you can create a form for your customers or potential ones right inside your Instagram?

Go to "Edit Profile", then select "Action Buttons" then "Add Lead Form"

There's a prebuilt that asks for basic customer information but you can make a custom one! You can have your customer fill out their info, and add up to 3 custom questions.

Now on your profile you'll have a button that potential customers can easily fill out without leaving IG



Instagram (cont.)

You also want to make sure you have your "Email" button set up on your profile. This way potential clients can reach out to you directly and not your DMs.

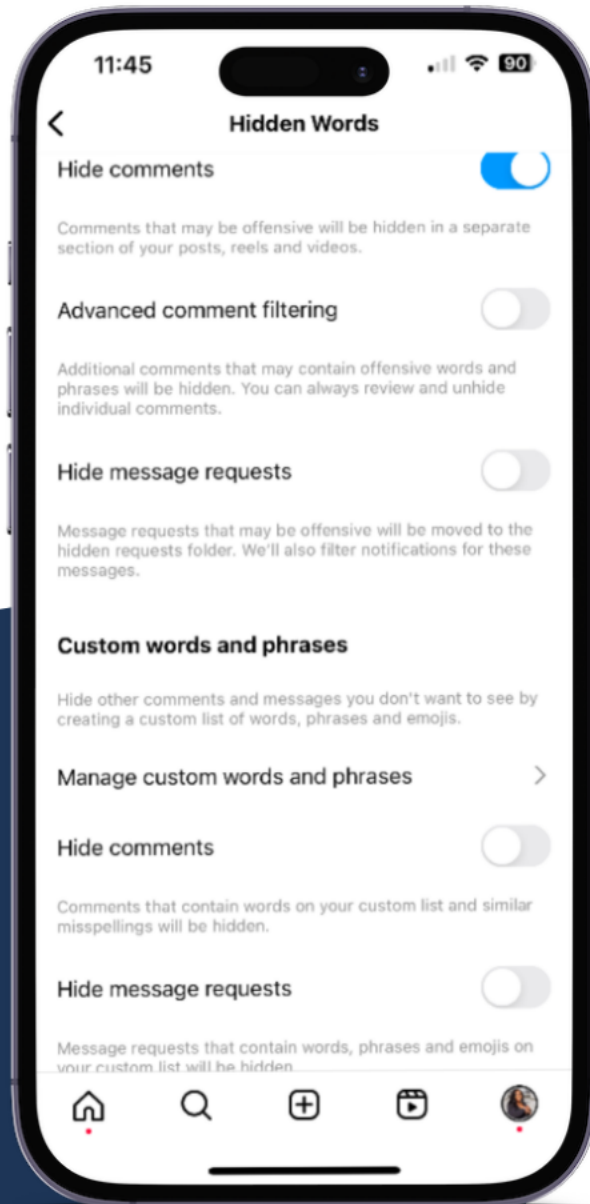
Create as much ease as you can for potential customers to reach you, purchase your product or book your services

Be in control of what happens in the comments

You want to go to your Instagram Profile, then Settings and Privacy, then scroll down to Hidden Words.

Then go to custom words and phrases and you can add any words, phrases or emojis you don't want to see in your comments.

After you've added your custom words, make sure you enable the hide comments toggle/button and you're all set




MILKSHAKE APP

If you're marketing your business you want to have a website, right? But what if you don't have the money for that yet, or you've gotten frustrated with trying to build it?

The Milkshake app is free and allows you to build a website on your phone that you can add to your social media bios.

<https://milkshake.app/>



GET COMFORTABLE with AI


Bard by Google

bard.google.com

ChatGPT

<https://openai.com/blog/chatgpt>

ChatGPT and Bard by Google are both types of Generative AI that can help you! You can use it to jumpstart your creative process, or almost any project you can think of! It's not the replacement scare that you keep hearing about.



- ↻ Reset chat
- 🕒 Bard Activity
- ❓ FAQ
- 📅 Updates
- 🗨️ Help



● Kettering, MD, USA
[From your IP address](#) • [Update location](#)

I need a post caption to help me introduce my casual t-shirt line that focuses on empowerment and motivational quotes

[View other drafts](#) ▾

Sure, here are some post captions you can use to introduce your casual t-shirt line that focuses on empowerment and motivational quotes:

- "Introducing my new casual t-shirt line that's all about empowerment and motivation. These shirts are for the women (and men!) who want to feel confident and inspired every day."
- "These t-shirts are more than just clothes. They're a message to the world that you're strong, independent, and unstoppable. Wear one today and let your inner badass shine through."
- "Whether you're looking for a little pick-me-up or a reminder of your strength, these t-shirts have you covered. So go ahead and rock your empowerment on your sleeve."
- "Feeling down? Put on one of these shirts and let the words of wisdom wash over you. You're stronger than you think, and you can do anything you set your mind to."
- "These t-shirts are more than just a fashion statement. They're a way to express your values and beliefs. So wear one

Enter a prompt here

Bard may display inaccurate or offensive information that doesn't represent Google's views.



🔄 Reset chat

🕒 Bard Activity

❓ FAQ

📅 Updates

🗨️ Help



Business plan to help me start my app development business with little to no money while balancing school



View other drafts ▾



Executive Summary

This business plan outlines the steps necessary to start an app development business with little to no money while balancing school. The business will focus on developing mobile apps for a specific niche market. The target market will be identified through market research, and the app will be developed to meet the needs of that market. The business will be marketed through online channels, such as social media and app stores. The financial plan shows that the business can be profitable even with limited resources.

Company Overview

The company will be called "Appy Days". The company will be located in [Your City, State]. The company will be founded by [Your Name], who has a passion for mobile app development. [Your Name] has experience in developing mobile apps for both iOS and Android platforms.

Business Goals



● Washington, MD, USA
[From your IP address](#) • [Update](#)

Enter a prompt here



Canva

Canva is an amazing app that you can design or create just about anything, for your business, or if you just feel like being creative.

There's an app and a desktop version, the app is available for iOS and Android.



Hacks and tips for *Canva*

Social media posts, so reels, stories, tik tok posts, Youtube video covers, editing your photos, presentations, logos, the list is long!!

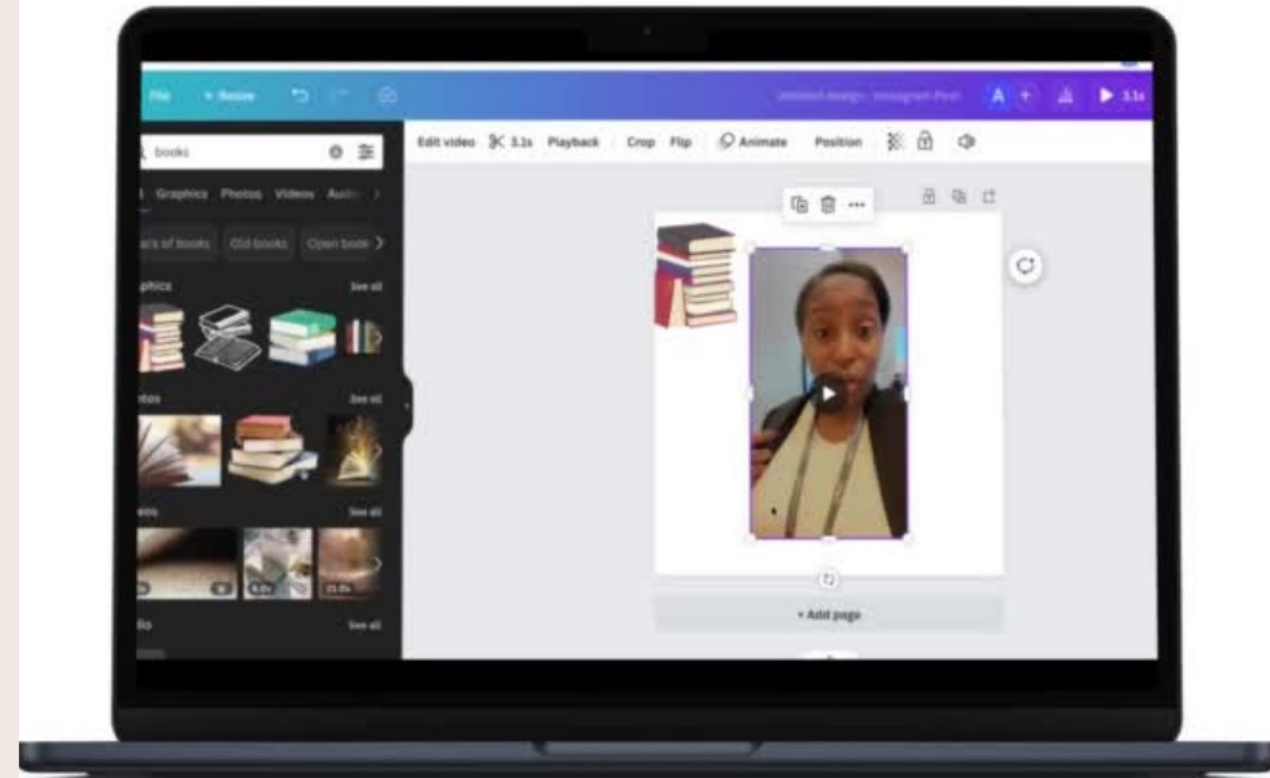
Here's a few of my favorite hacks in Canva:

Photo and Video Background remover

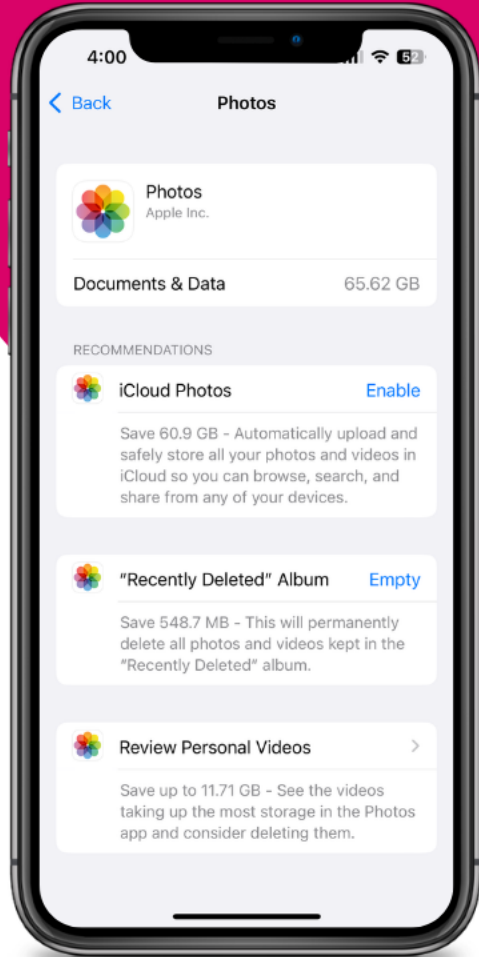
Magic edit & Magic Eraser to remove and replace objects in Canva designs

Magic Eraser feature removes and replaces an object in a photo.

It can translate your designs, or presentations into any language



FREE UP SPACE ON YOUR PHONE IN MINUTES!



Check for duplicate photos

iPhone - Go to your photos, then albums, and scroll to the bottom until you see duplicates..then hit merge....quick cleanup...if you don't see it, **WINNING** that means you not out here wasting space like me lol...

Android, you're going to go into Files, then tap *Clean* at the bottom

TURN THE BACK OF YOUR PHONE INTO AN EXTRA BUTTON

iPhone: Go to Settings>Accessibility>Touch>Back Tap – and you can set your phone up to do things like screenshot, turn on the flashlight, and more.





QUESTIONS?